

## Course statistics

22 Oct 2019







### Applied Mathematics University Of Aberdeen

**Head office**  
Regent Walk Aberdeen AB24 3FX

Telephone: 01224 272000  
Fax: 01224 272022

#### Notes


# UNISTATS - Student satisfaction (2)

	MA (Hons) Applied Mathematics University Of Aberdeen
Overall, I am satisfied with the quality of the course	100% 
Staff are good at explaining things	89% 
Staff have made the subject interesting	89% 
The course is intellectually stimulating	89% 
My course has challenged me to achieve my best work	100% 
	MA (Hons) Applied Mathematics University Of Aberdeen
My course has provided me with opportunities to explore ideas or concepts in depth	100% 


# UNISTATS - Student satisfaction (2)

MA (Hons) Applied  
Mathematics  
University Of  
Aberdeen

My course has provided me with opportunities  
to bring information and ideas together from  
different topics





47% 

My course has provided me with opportunities  
to apply what I have learnt

53% 







# UNISTATS - Student satisfaction (3)

MA (Hons) Applied  
Mathematics  
University Of  
Aberdeen

The criteria used in marking have been clear in advance	74% 
Marking and assessment has been fair	100% 
Feedback on my work has been timely	79% 
I have received helpful comments on my work	89% 




# UNISTATS - Student satisfaction (4)

MA (Hons) Applied  
Mathematics  
University Of  
Aberdeen







I have been able to contact staff when I needed to	100% 
I have received sufficient advice and guidance in relation to my course	89% 
Good advice was available when I needed to make study choices on my course	88% 
The course is well organised and running smoothly	89% 
The timetable works efficiently for me	84% 
Any changes in the course or teaching have been communicated effectively	89% 

# UNISTATS - Student satisfaction (5)

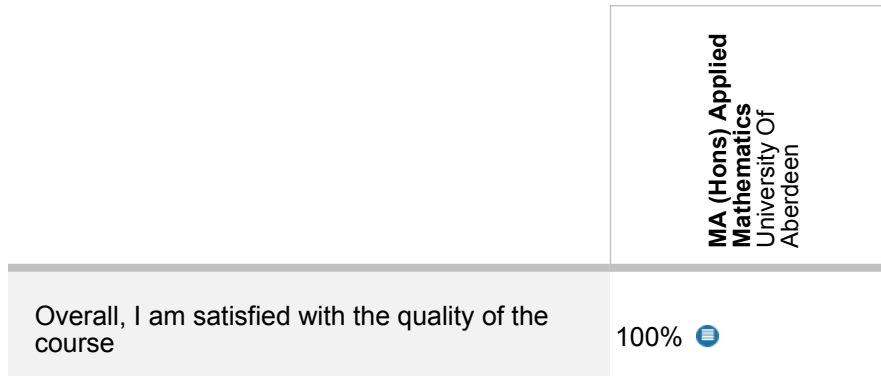
MA (Hons) Applied  
Mathematics  
University Of  
Aberdeen

The IT resources and facilities provided have supported my learning well	88% 
The library resources (e.g. books, online services and learning spaces) have supported my learning well	88% 
I have been able to access course-specific resources (e.g. equipment, facilities, software, collections) when I needed to	100% 

# UNISTATS - Student satisfaction (8)

	<b>MA (Hons) Applied Mathematics University Of Aberdeen</b>
I feel part of a community of staff and students	89% 
I have had the right opportunities to work with other students as part of my course	89% 
	<b>MA (Hons) Applied Mathematics University Of Aberdeen</b>
I have had the right opportunities to provide feedback on my course	100% 
Staff value students' views and opinions about the course	79% 
It is clear how students' feedback on the course has been acted on	58% 
The students' union (association or guild) effectively represents students' academic interests	59% 

# UNISTATS - Student satisfaction (8)





# UNISTATS - Employment & accreditation (1)

MA (Hons) Applied  
Mathematics  
University Of  
Aberdeen

<b>After 6 months</b>	
Average salary six months after the course	...
Typical salary range	...
Average for all courses in the subject across the UK	...
Typical salary range	...
<b>After 3 years</b>	
Average earnings for the subject for this university or college	...
Typical salary range	...

# UNISTATS - Employment & accreditation (2)

MA (Hons) Applied  
Mathematics  
University Of  
Aberdeen

<b>Go on to work and/or study</b>	...
Now working	...
Doing further study	...
Studying and working	...
Unemployed	...
Other	...
<b>Employment six months after the course</b>	
In a professional or managerial job	...
Not in a professional or managerial job	...
In an unknown job type	...






# UNISTATS - Employment & accreditation (2)

Accreditation

No









# UNISTATS - Continuation & degree results (1)

MA (Hons) Applied  
Mathematics  
University Of  
Aberdeen

What students are doing 1 year after starting the course.	
Continue at the university or college	90% 
Complete the course they enrolled on	5% 
Complete a different award from the one they enrolled on	5% 
Are taking a break from their studies	5% 
Left before completing their course	0% 











# UNISTATS - Entry information (1)

MA (Hons) Applied  
Mathematics  
University Of  
Aberdeen

Entry qualifications	
Degree (or equivalent) or higher qualification	5% 
Different higher education qualification	5% 
A Levels Scottish Advanced Highers or similar	65% 
Baccalaureate	5% 
Completed Access Course	0% 
Foundation course	0% 
No/unknown prior qualifications	0% 
Other	20% 




# UNISTATS - Entry information (2)

MA (Hons) Applied  
Mathematics  
University Of  
Aberdeen




< 48	5% 
48 - 63	0% 
64 - 79	0% 
80 - 95	0% 
96 - 111	0% 
112 - 127	20% 
128 - 143	10% 
144 - 159	10% 
160 - 175	10% 
176 - 191	5% 

# UNISTATS - Entry information (2)

MA (Hons) Applied  
Mathematics  
University Of  
Aberdeen

192 - 207	15% 
208 - 223	15% 
224 - 239	10% 
240 +	10% 

## Legend

-  No data available: There are not enough data available for this item to give specific information for the course. It may be because the course size is small, or because it is a new course. This does not reflect on the quality of the course.
-  Aggregated data: There are not enough data available to give specific information for the course: this may be because the course size is small, or because it is a new course. For this reason, the information may include data from previous years, or other courses at the institution in the course's wider subject area. For example, if the course was in Forestry, information for all agricultural and related subjects at the institution might be shown.
-  Estimated data: These data are based on the modules the institution expects students to take rather than actual module choices.



## About Unistats

Unistats is the official site that allows you to search for and compare data on university and college courses from across the UK. The site draws together official comparable information on those areas that students have identified as important in making decisions about what and where to study. The items that students thought were most useful have been included in a Key Information Set (KIS), which can be found on the Overview tab for each course.

The site draws on official data on higher education courses collected from the following sources:

<b>Data / information shown</b>	<b>Source of data</b>
Student satisfaction data	National Student Survey
Employment information	The Destination of Leavers from Higher Education (DLHE) and the Longitudinal DLHE surveys.
Fees	UCAS / Universities and Colleges
Accommodation costs	Universities and Colleges
Learning and teaching information	Universities and Colleges
Assessment methods	Universities and Colleges
Accreditation	Universities and Colleges
Class of degree	The Higher Education Statistics Agency, HESA ( <a href="http://www.hesa.ac.uk">www.hesa.ac.uk</a> ) for universities and the Data Service ( <a href="http://www.thedataservice.org.uk">www.thedataservice.org.uk</a> ) for colleges via the Individualised Learner Record (ILR) data.
Entry qualifications	Continuation information